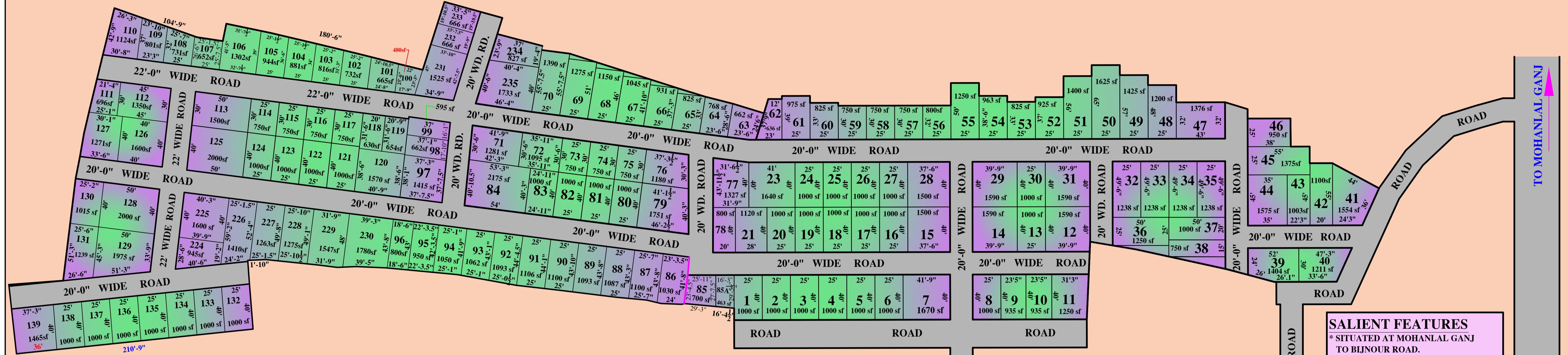
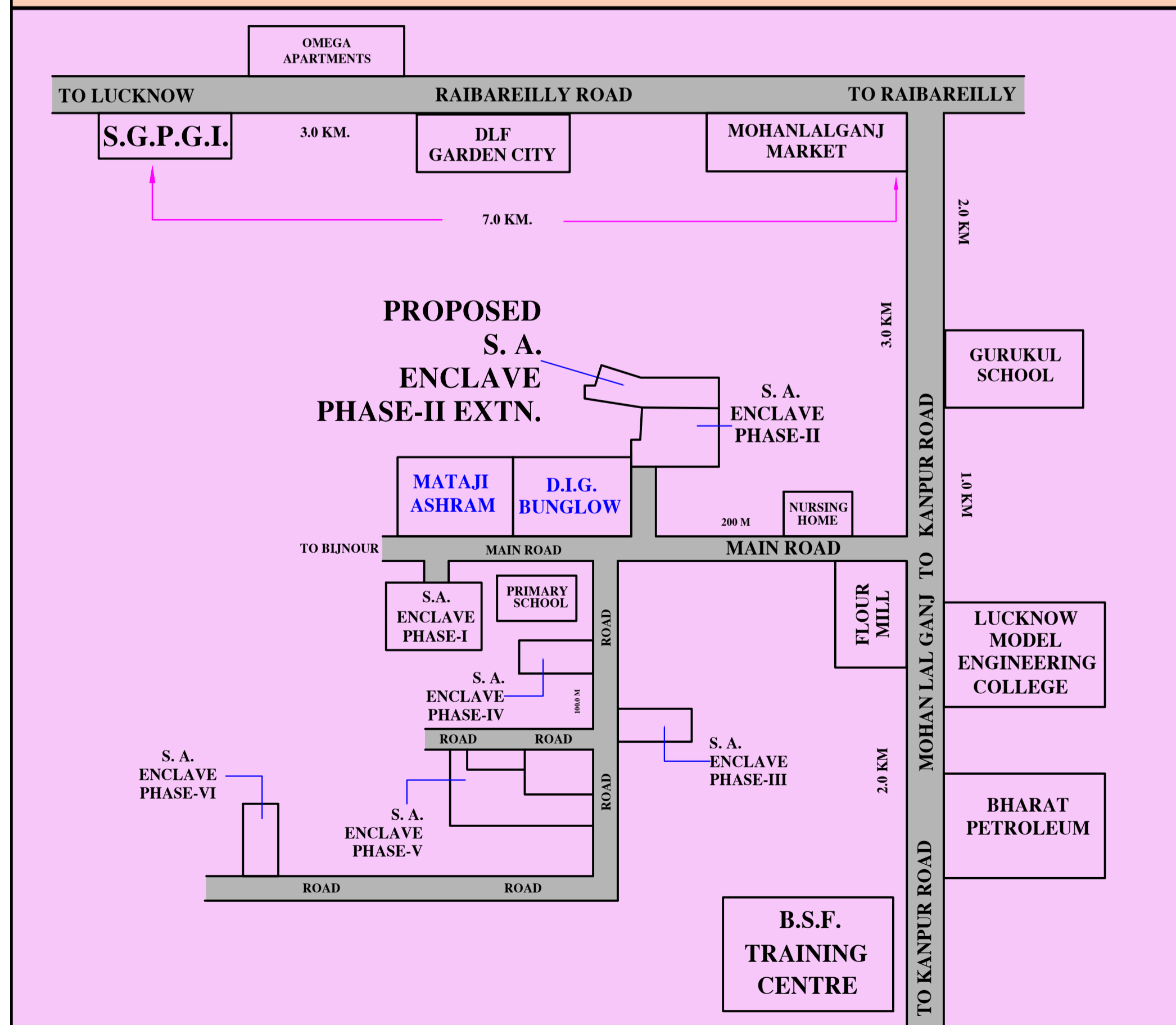
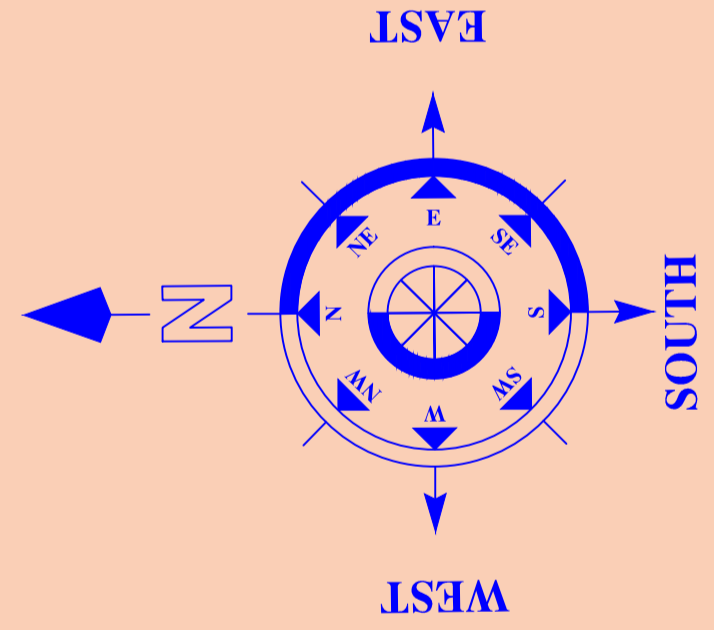


# PROPOSED LAY-OUT PLAN OF S. A. ENCLAVE, PHASE -II EXTN., FOR S. A. REAL INFRA PVT. LTD. AT DEHWA, MOHAN LAL GANJ, LUCKNOW.



- SALIENT FEATURES**
- \* SITUATED AT MOHANLAL GANJ TO BIJNOUR ROAD.
  - \* 20' WIDE ROAD.
  - \* EAST & WEST FACING PLOTS ONLY.
  - \* 15.0 Km FROM AIRPORT.
  - \* 10.0 Km FROM P.G.I. HOSPITAL.
  - \* 19.0 Km FROM CHARBAGH RAILWAY STATION.
  - \* 1.0 Km FROM ENGINEERING COLLEGE.
  - \* 1.0 Km FROM PETROL PUMP.
  - \* 0.0 Km FROM NURSING HOME.
  - \* 5.0 Km FROM O. P. CHOUDHARY MEDICAL COLLEGE.
  - \* 9.0 Km FROM OMAXE CITY BIJNOUR.
  - \* 3.0 Km FROM HDFC, IDBI, & SBI BANK.

**AREA STATEMENTS**  
 TOTAL AREA OF LAND=234403.00 sqft.  
 PLOTTED AREA = 165577 sqft.  
 ROAD AREA =68826 sqft.



**LOCATION PLAN**